

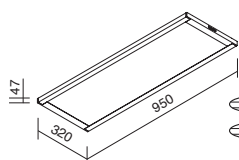
# COLLECTION

## Matrix

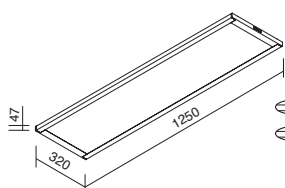
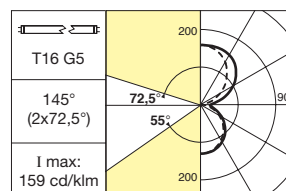
Apparecchio per installazione a parete o soffitto ad emissione diretta e parzialmente indiretta. Struttura in estruso di alluminio e testate in policarbonato verniciate. Schermo in policarbonato diffondente antiriflesso. Elettrificazione elettronica standard e dimmerabile DALI per fluorescenti lineari T16. Filtro opzionale colorato per luce indiretta.

Direct and partially indirect emission type item for wall or ceiling installation. Extruded aluminium structure and painted polycarbonate heads. Non-reflective diffusing polycarbonate screen. Standard electronic and DALI dimmable power supply for T16 linear fluorescents. Optional coloured filter for indirect light.

Wand- oder Deckenleuchte mit direktem und teilweise indirektem Lichtaustritt. Seitenteile aus stranggepresstem Aluminium, Stirnteile aus lackiertem Polykarbonat. Abdeckungen aus Polykarbonat, EVG und optional DALI EVG, zur Bestückung mit T16 Lampen und zusätzlichen farbigen Filtern für indirektes Licht.



CODE	DIMENSIONS	ELECTRIFICATION	WEIGHT	VOLUME	FINISH
56654	950x320x47 mm	T16 G5 2x39W - 240V	kg. 4,40	m <sup>3</sup> 0,047	A4
56655	950x320x47 mm	T16 G5 2x39W - 240V	kg. 4,40	m <sup>3</sup> 0,047	B5
57104	950x320x47 mm	T16 G5 2x39W - 240V	kg. 4,50	m <sup>3</sup> 0,047	A4
57105	950x320x47 mm	T16 G5 2x39W - 240V	kg. 4,50	m <sup>3</sup> 0,047	B5



CODE	DIMENSIONS	ELECTRIFICATION	WEIGHT	VOLUME	FINISH
56664	1250x320x47 mm	T16 G5 2x54W - 240V	kg. 5,80	m <sup>3</sup> 0,058	A4
56665	1250x320x47 mm	T16 G5 2x54W - 240V	kg. 5,80	m <sup>3</sup> 0,058	B5
57114	1250x320x47 mm	T16 G5 2x54W - 240V	kg. 5,90	m <sup>3</sup> 0,058	A4
57115	1250x320x47 mm	T16 G5 2x54W - 240V	kg. 5,90	m <sup>3</sup> 0,058	B5





## Filters

Filtro per luce indiretta.

Filter for indirect light.



Filter für indirektes Licht.

CODE	DIMENSIONS	COLOUR
56670AR	L 950 mm	orange
56670BL	L 950 mm	blue
56670RO	L 950 mm	red
56670VE	L 950 mm	green
56680AR	L 1250 mm	orange
56680BL	L 1250 mm	blue
56680RO	L 1250 mm	red
56680VE	L 1250 mm	green









## Camp-pro

### COLLECTION

Apparecchio professionale a sospensione in pressofusione di alluminio. Elettrificazioni a scarica in versione elettronica o elettromeccanica, fluorescente elettronica o con attacco E27. Da completare con riflettori in policarbonato trasparente rigato, alluminio anodizzato o verniciato. Su richiesta schermi di protezione obbligatori per lampade a scarica.

Professional suspension-type item in die-cast aluminium. Discharge power supply in electronic or electromechanical, electronic fluorescent version or version with E27 connection. To be completed with scored transparent polycarbonate, anodised or painted aluminium. On request, obligatory protection screens for discharge lights.

Professionelle Pendelleuchte, Gehäuse aus Aludruckguß, für Entladungs- und Kompaktleuchtstofflampen. Entladungslampen auch mit VWG. Reflektor aus gerilltem transparenten Polykarbonat, eloxiertem oder lackiertem Aluminium. Bei Entladungslampen zusätzliche Abschlußscheibe aus Polykarbonat.

- 57035 E27 max 250W
- 57005 TC-TEL 2x26/32/42W
- 57015 HIT-CE 70W
- 57025 HIT-CE 150W
- 57045 HIT-CE 70W
- 57055 HIT-CE 150W

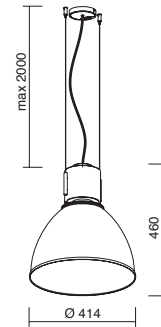


# Camp-pro

COLLECTION


## Elettrificazioni / Power supplies / Elektrifikationen

CODE	ELECTRIFICATION	WEIGHT	VOLUME	FINISH
57035	QT-32 1x E27 250W - 240V	kg. 1,5	m <sup>3</sup> 0,008	B5
	TC-TSE E27 max 30W - 240V	kg. 1,5	m <sup>3</sup> 0,008	
57005	TC-TEL 2 x GX24q-3-4 26/32/42W-240V	kg. 1,8	m <sup>3</sup> 0,008	B5
57015	HIT-CE G12 70W-240V	kg. 3,0	m <sup>3</sup> 0,008	B5
57025	HIT-CE G12 150W - 240V	kg. 3,5	m <sup>3</sup> 0,008	B5
57045	HIT-CE G12 70W - 240V	kg. 1,8	m <sup>3</sup> 0,008	B5
57055	HIT-CE G12 150W - 240V	kg. 1,9	m <sup>3</sup> 0,008	B5



## Riflettori / Reflectors / Reflektoren

CODE	DESCRIPTION	WEIGHT	VOLUME	FINISH
57200	- photo 1-	kg. 2,0	m <sup>3</sup> 0,050	
57215	- photo 2-	kg. 1,6	m <sup>3</sup> 0,050	B5
57225	- photo 3-	kg. 1,6	m <sup>3</sup> 0,050	C1




1 Policarbonato trasparente  
Transparent polycarbonate  
Transparentes Polykarbonat

2 Alluminio verniciato  
Painted aluminium  
Lackiertes Alu

3 Alluminio anodizzato  
Anodised aluminium  
Eloxiertes Alu

## Schermo di protezione / Protection screen / Abschirmung

CODE	DESCRIPTION
57240	- photo A -
57230	- photo B -



Necessari per lampade HIT-CE.  
Necessary for HIT-CE lights.  
Für Lampen HIT-CE.

Schermo di protezione in vetro temprato satinato.  
Tempered satinated glass protection screen.  
Abschirmung aus satiniertem Glas.


Schermo di protezione in vetro temprato trasparente.  
Tempered transparent glass protection screen.  
Abschirmung aus transparentem Glas.

## Filters

Filtro colore per effetto decorativo sulla parte superiore della campana.

Colour filter for decorative effect on the upper part of the reflector.

Farbfilter für Dekorationszwecke im oberen Bereich der Glocke.

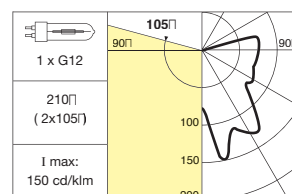


57250AR orange

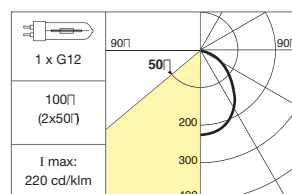
57250BL blue

57250RO red

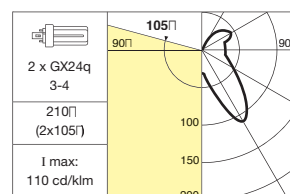
57250VE green



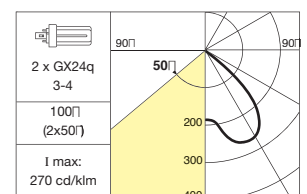
Rif. photo 1.



Rif. photo 2/3.



Rif. photo 1.



Rif. photo 2/3.



# Camp-White

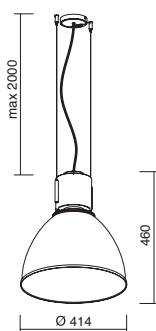
COLLECTION



Apparecchio professionale completo di riflettore in finitura RAL 9010 e schermo di protezione in vetro temperato satinato, compreso in entrambe le versioni. Elettrificazioni per lampade fluorescenti compatte o a scarica.

Professional item with reflector in RAL 9010 finishing and satinated glass protection screen. Included in both versions.

Pendelleuchte komplett mit Reflektor aus satiniertem Glas oder RAL 9010 lackiert.



CODE	ELECTRIFICATION	WEIGHT	VOLUME	FINISH
57264	TC-TEL 2 x GX24q-3-4 26/32/42W - 240V	kg. 3,4	m <sup>3</sup> 0,050	A4
57274	HIT-CE G12 70W - 240V	<b>IP 40</b> kg. 3,4	m <sup>3</sup> 0,050	A4



Articoli completi di schermo di protezione.  
Complete with protection screen.  
Komplett mit Abschußscheibe.

# Camp

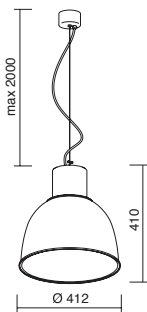
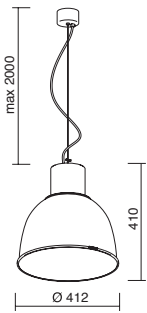
COLLECTION



Apparecchio a sospensione in pressofusione di alluminio completo di riflettore in policarbonato trasparente rigato. Elettrofichezioni a scarica con alimentazione elettromeccanica e con attacco 3xE27 a doppia accensione per lampade alogene o a fluorescenza compatte.

Suspension type die-cast aluminium item complete with scored transparent polycarbonate reflector. Discharge power supplies with electromechanical driver and with 3xE27 double switch-on point connection for halogen or compact fluorescent lights.

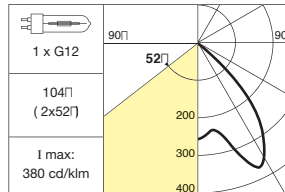
Pendelleuchte Gehäuse aus Aludruckguß, komplett mit Reflektor aus transparentem und gerilltem Polycarbonat. Entladungslampen mit WG und 3 Fassungen E 27 für Kompaktleuchtstofflampen, sowie Halogenlampen. Kompaktleuchtstofflampen in getrennter Schaltung der Lampen.



CODE	ELECTRIFICATION	WEIGHT	VOLUME	FINISH
57075	HIT-CE G12 70W-240V	kg. 4,9	m <sup>3</sup> 0,088	B5
57065	HIT-CE G12 150W-240V	kg. 5,4	m <sup>3</sup> 0,088	B5

⚡ ⚠ IP 40 850° 5000h CE


Schermo di protezione incluso per art. 57065-57075.  
Protection screen included for item 57065-57075.  
Abschlußscheibe einschließlich für Art. 57065-57075.



CODE	ELECTRIFICATION	WEIGHT	VOLUME	FINISH
57085	QT-32 3x E27 max 75W - 240V TC-TSE 3x E27 max 30W - 240V	kg. 2,6	m <sup>3</sup> 0,088	B5

⚡ ⚠ IP 40 850° CE

## Accessories



Schermo di protezione in vetro temprato satinato, solo per art. 57085.

Tempered satinated glass protection screen only for item 57085.

Abschirmung aus satiniertem Glas nur für Leuchte 57085.

CODE	DESCRIPTION
57280	- photo A -



Accessorio inox satinato.

Satinised stainless steel accessory.

Zubehörteile aus satiniertem Edelstahl.

CODE	DESCRIPTION
57290	- photo B -